

## Key Operation

### Soft keys

The phone has five softkeys with status LEDs, which provide several functions dependent on a particular situation.

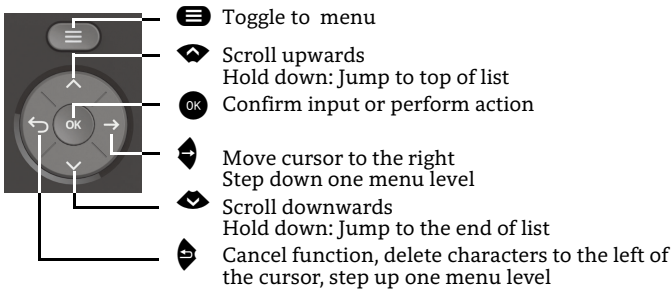


Example: Telephone menu

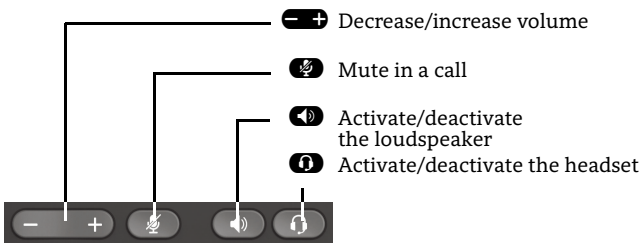
Example: Conversation list

By pressing the key Out-of-Office/Call Forwarding you can configure Call Forwarding and activate Do Not Disturb.

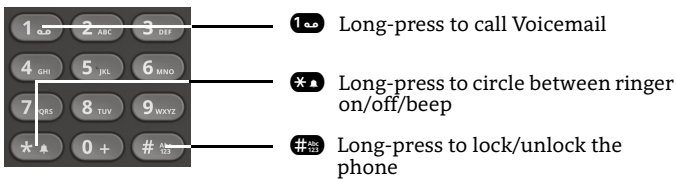
### Navigation keys



### Audio keys




### Key Pad Shortcuts



## Notification LED

With the Notification LED different phone status can be identified:



- Off: Idle
- Green solid: Active call
- Green pulsing: Incoming call
- Amber solid: Call(s) on hold
- Amber pulsing: Held call re-presenting
- Red solid: New missed call
- Red pulsing: New voicemail (MWI)

## Action Icons (selection)

Icon	Explanation
	Accept call and Make call
	Reject call
	Deflect call
	Place call on hold
	Transfer call without consultation
	Transfer call with consultation
	Alternate
	Resume held call
	Request callback
	Add participant
	Show participant details
	Show all participants

## Status Icons (selection)

Icon	Explanation
	Incoming call
	Outgoing call
	Active call
	You have placed the call on hold
	Your call partner has placed the call on hold
	Secure/unsecure call
	Missed call new/seen
	Voicemail message new/listened

OpenScape  
Desk Phone CP600

Quick Reference Card



UNIFY

© Unify Software and Solutions GmbH & Co. KG  
Mies-van-der-Rohe-Str. 6, 80807 Munich/Germany  
All rights reserved. 03/2016  
Reference No.: A31003-C1000-U105-1-7619





unify.com

## Using your OpenScape Desk Phone CP600




### Dial a Call

- Lift handset, dial number and press  or
- Dial number and lift handset or
- For handsfree mode or if headset is connected: dial number and press .




### Answer a Call

- Lift handset or
- for handsfree mode: press ,  or Soft Key  or
- if headset connected: press .

### End a Call

- Hang up, or
- For handsfree mode: press  or
- If headset connected: press  or
- Press Soft Key .



### Dial from Conversation List

1. Press Soft Key "Conversations" from Menu screen.
2. Press  and  to select the desired conversation or type in start of name.
3. Press  and lift handset.




### Deflecting an Incoming Call while ringing

1. Press Soft Key .
2. Enter a destination phone number or select/search station from Conversation List and press .





### Hold or Retrieve a Call

- In an active call press Soft Key .
- To retrieve a held call: press Soft Key .

### Make a Conference Call

1. During a call with party A, press Soft Key . Hear dial tone. Party A is automatically put on hold.
  2. Enter the phone number for party B or select/search for party B and press .
  3. Once connected with party B, press Soft Key .
- You are now connected in a conference with parties A and B.


### Transfer a Call

1. During a call with party A, press Soft Key .
2. Enter the phone number of party B or select/search for party B and press .
3. You may then either:  
press Soft Key  while party B is ringing, or  
wait for party B to answer, announce the call and then press Soft Key .

The party A will be transferred to party B.

## Using your OpenScape Desk Phone CP600

### Switch to Handsfree Mode during a Call

- Hold down  until you hang up handset.



### Switch to Handset Mode during a Call

- Lift handset.

### Switch to Headset Mode during a Call

- Press .






### Using Mute during a Call

- Press  to mute.
- Press  again to un-mute.


### Call Voicemail

1. Press .
2. Press Soft Key "Voicemail".










### Change Forwarding Destination for all Calls

1. Press .
2. Select "Forward all calls" with .
3. Press Soft Key .
4. Enter the destination number and press .
5. Press .

### Turn Call Forwarding on/off for all Calls

- Press .
- Press Soft Key "Forward all calls" to toggle between on/off.

### Program Favourites

1. Press .
2. Press Soft Key "Favourites".
3. Press Soft Key  to enter edit mode.
4. Press Soft Key  to enter desired Soft Key.
5. Press Soft Key  to enter normal key function.
6. Press  and  to select the desired function.
7. Press Soft Key  to confirm.
8. If required, edit the label and/or settings.
9. Press Soft Key  to save the changes.
10. Press Soft Key  to leave Favourites edit mode.

## Programmable Functions (Examples)

### Using the Functions on your Phone

The functions are available on your phone either on the phone's display called **Favourites** or at least one **Key Module** is connected to the phone.

Function	Explanation
Alternate	Switches between two calls
Blind transfer	Transfers a call without consultation
Call recording	Records the call on a external Call Recorder
Call waiting	Allows a second incoming call while in an active call
Callback	Requests an automatic call back (busy/no answer)
Cancel callbacks	Cancels all pending callback requests
CF busy	Forwards incoming calls to the programmed destination when the primary line is busy
CF no reply	Forwards incoming calls to the programmed destination if they are not answered
CF unconditional	Forwards all incoming calls to the programmed destination
Conference	Initiates a conference call
Consultation	Puts an active call on hold and provides a prompt for dialing
Deflecting	Deflects a call to another destination
Directed pickup	Picks up another ringing phone
Do not disturb	Incoming calls do not ring; callers hear the busy signal
Feature toggle	Toggles OpenScape Voice services
Group pickup	Picks up a group call
Hold	Places a call on hold
Immediate ring	Starts ringing/alerting for a delayed ringing call
Redial	Calls the last dialed number
Release	Ends a call
Repertory dial	Dials pre-defined numbers and control sequences
Ringer off	Switches the ringer off/on
Selected dialing	Dials a pre-defined number
Transfer call	Transfers a call with consultation